

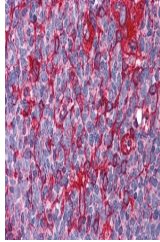
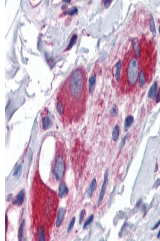


## Product Datasheet

### ARL6IP5 Antibody (orb1247410)

<b>Description</b>	ARL6IP5 Antibody	
<b>Species/Host</b>	Goat	
<b>Reactivity</b>	Human	
<b>Conjugation</b>	Unconjugated	
<b>Tested Applications</b>	ELISA, IHC, WB	
<b>Immunogen</b>	The immunogen for this antibody is: C-NRLTDYISKVKE	
<b>Target</b>	ARL6IP5	
<b>Preservatives</b>	Supplied at 0.5 mg/ml in Tris saline, 0.02% sodium azide, pH 7.3 with 0.5% bovine serum albumin. Aliquot and store at -20°C. Minimize freezing and thawing.	
<b>Form/Appearance</b>	Liquid	
<b>Concentration</b>	500 ug/mL	
<b>Storage</b>	Aliquot and store at -20°C. Minimize freezing and thawing.	
<b>Note</b>	For research use only	
<b>Application notes</b>	Peptide ELISA: antibody detection limit dilution 1:32000. Western Blot: Approx 20kDa band observed in Human Brain lysates (predicted MW of 21.6kDa according to NP_006398.1). Recommended for use at 0.1-0.3ug/ml. Immunohistochemistry: Paraffin embedded Human Tonsil and Small Intestine. Recommended concentration: 3.75ug/ml.	 orb1247410 staining (0.1 ug/ml) of Human...
<b>Clonality</b>	Polyclonal	 orb1247410 (3.75 ug/ml) staining of para...
<b>Uniprot ID</b>	<a href="#">O75915</a>	
<b>NCBI</b>	<a href="#">NP_006398.1</a>	
<b>Dilution Range</b>	Peptide ELISA: antibody detection limit dilution 1:32000. Western Blot: Approx 20kDa band observed in Human Brain lysates (predicted MW of 21.6kDa according to NP_006398.1). Recommended for use at 0.1-0.3ug/ml. Immunohistochemistry: Paraffin embedded Human Tonsil and Small Intestine. Recommended concentration: 3.75ug/ml.	 orb1247410 (3.75 ug/ml) staining of para...
<b>Expiration Date</b>	12 months from date of receipt.	