
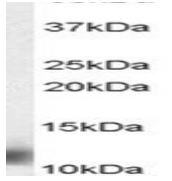
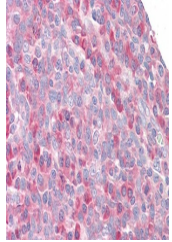

Product Datasheet

RPS27 Antibody (orb1247254)

Description	RPS27 Antibody	
Species/Host	Goat	
Reactivity	Human	
Conjugation	Unconjugated	
Tested Applications	ELISA, IHC, WB	
Immunogen	The immunogen for this antibody is: PLAKDLLHPSPEE-C	
Target	RPS27	orb1247254 (0.03 ug/ml) staining of Jurk...
Preservatives	Supplied at 0.5 mg/ml in Tris saline, 0.02% sodium azide, pH 7.3 with 0.5% bovine serum albumin. Aliquot and store at -20°C. Minimize freezing and thawing.	
Form/Appearance	Liquid	
Concentration	500 ug/mL	
Storage	Aliquot and store at -20°C. Minimize freezing and thawing.	
Note	For research use only	
Application notes	Peptide ELISA: antibody detection limit dilution 1:128000. Western Blot: Approx. 12kDa band observed in lysates of Human T-cell line Jurkat (calculated MW of 9.5kDa according to NP_001021.1). Recommended concentration: 0.03-0.1ug/ml. Primary incubation was 1 hour. Immunohistochemistry: Paraffin embedded Human Tonsil. Recommended concentration: 3.75ug/ml.	
Clonality	Polyclonal	orb1247254 (3.75 ug/ml) staining of para...
Uniprot ID	P42677	
NCBI	NP_001021.1	
Dilution Range	Peptide ELISA: antibody detection limit dilution 1:128000. Western Blot: Approx. 12kDa band observed in lysates of Human T-cell line Jurkat (calculated MW of 9.5kDa according to NP_001021.1). Recommended concentration: 0.03-0.1ug/ml. Primary incubation was 1 hour. Immunohistochemistry: Paraffin embedded Human Tonsil. Recommended concentration: 3.75ug/ml.	
Expiration Date	12 months from date of receipt.	