



Product Datasheet

OGG1 Antibody (orb1247176)

Description	OGG1 Antibody	
Species/Host	Goat	
Reactivity	Human, Rat	orb1247176 (0.1 ug/ml) staining of Rat S...
Conjugation	Unconjugated	
Tested Applications	ELISA, IHC, WB	
Immunogen	The immunogen for this antibody is: C-HPKTSQAKGPSPLANK	
Target	OGG1	
Preservatives	Supplied at 0.5 mg/ml in Tris saline, 0.02% sodium azide, pH 7.3 with 0.5% bovine serum albumin. Aliquot and store at -20°C. Minimize freezing and thawing.	
Form/Appearance	Liquid	orb1247176 (5 ug/ml) staining of paraffi...
Concentration	500 ug/mL	
Storage	Aliquot and store at -20°C. Minimize freezing and thawing.	
Note	For research use only	
Application notes	Peptide ELISA: antibody detection limit dilution 1:128000. Western Blot: Approx 37kDa band observed in Rat Spleen lysates (calculated MW of 38.7kDa according to Rat NP_110497.1 and 38.8kDa according to Mouse NP_035087.2). Recommended concentration: 0.1-0.3ug/ml. Immunohistochemistry: Paraffin embedded Human Kidney. Recommended concentration: 5ug/ml.	
Clonality	Polyclonal	
Uniprot ID	O08760	
NCBI	NP_035087.2	
Dilution Range	Peptide ELISA: antibody detection limit dilution 1:128000. Western Blot: Approx 37kDa band observed in Rat Spleen lysates (calculated MW of 38.7kDa according to Rat NP_110497.1 and 38.8kDa according to Mouse NP_035087.2). Recommended concentration: 0.1-0.3ug/ml. Immunohistochemistry: Paraffin embedded Human Kidney. Recommended concentration: 5ug/ml.	
Expiration Date	12 months from date of receipt.	