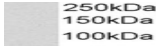

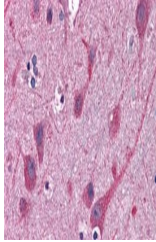
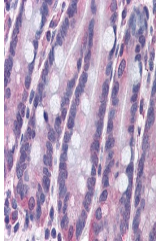

Product Datasheet

STAP2 Antibody (orb1246903)

Description	STAP2 Antibody	
Species/Host	Goat	
Reactivity	Human	
Conjugation	Unconjugated	
Tested Applications	ELISA, WB	
Immunogen	The immunogen for this antibody is: C-ELQKKLEKRRALEH	orb1246903 (0.5 ug/ml) staining of Human...
Target	STAP2	
Preservatives	Supplied at 0.5 mg/ml in Tris saline, 0.02% sodium azide, pH 7.3 with 0.5% bovine serum albumin. Aliquot and store at -20°C. Minimize freezing and thawing.	
Form/Appearance	Liquid	
Concentration	500 ug/mL	
Storage	Aliquot and store at -20°C. Minimize freezing and thawing.	orb1246903 (3.75 ug/ml) staining of para...
Note	For research use only	
Application notes	Peptide ELISA: antibody detection limit dilution 1:128000. Western Blot: Approx 48kDa band observed in Human Heart lysates and 45kDa band observed in Human Breast Lysates (calculated MW of 49.6kDa according to NP_060190 and of NP_001013863.1). Recommended concentration: 0.5-1.5ug/ml.	
Clonality	Polyclonal	
Uniprot ID	Q9UGK3	
NCBI	NP_001013863.1 , NP_060190.2	orb1246903 (3.75 ug/ml) staining of para...
Dilution Range	Peptide ELISA: antibody detection limit dilution 1:128000. Western Blot: Approx 48kDa band observed in Human Heart lysates and 45kDa band observed in Human Breast Lysates (calculated MW of 49.6kDa according to NP_060190 and of NP_001013863.1). Recommended concentration: 0.5-1.5ug/ml.	
Expiration Date	12 months from date of receipt.	