
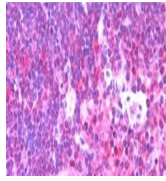
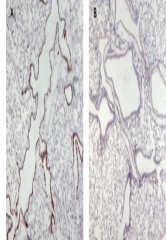



---

## Product Datasheet

### UNC13D Antibody (orb1246812)

<b>Description</b>	UNC13D Antibody	
<b>Species/Host</b>	Goat	
<b>Reactivity</b>	Human, Mouse	
<b>Conjugation</b>	Unconjugated	
<b>Tested Applications</b>	ELISA, IHC, WB	orb1246812 (2 ug/ml) staining of Human T...
<b>Immunogen</b>	The immunogen for this antibody is: C-ETQKHKDLHPLFD	
<b>Target</b>	UNC13D	
<b>Preservatives</b>	Supplied at 0.5 mg/ml in Tris saline, 0.02% sodium azide, pH 7.3 with 0.5% bovine serum albumin. Aliquot and store at -20°C. Minimize freezing and thawing.	
<b>Form/Appearance</b>	Liquid	
<b>Concentration</b>	500 ug/mL	
<b>Storage</b>	Aliquot and store at -20°C. Minimize freezing and thawing.	
<b>Note</b>	For research use only	
<b>Application notes</b>	Peptide ELISA: antibody detection limit dilution 1:128000. Western Blot: Approx. 105kDa band observed in Human T-lymphocyte and HeLa lysates (calculated MW of 123kDa according to NP_954712.1). Recommended concentration: 1-3ug/ml. Primary incubation was 1 hour. Immunohistochemistry: In paraffin embedded Human Thymus shows cytoplasm staining in select areas. Recommended concentration: 2.5ug/ml. In paraffin embedded Mouse Lung shows staining of the respiratory epithelium in wildtype but not in the knock-out. Data kindly provided by Micheal Tuvim, University of Texas MD Anderson Cancer Center, Houston, USA. Recommended concentration: 1-2ug/ml.	  
<b>Clonality</b>	Polyclonal	orb1246812 (2.5 ug/ml) staining of paraf...
<b>Uniprot ID</b>	<a href="#">Q70J99</a>	
<b>NCBI</b>	<a href="#">NP_954712.1</a>	
<b>Dilution Range</b>	Peptide ELISA: antibody detection limit dilution 1:128000. Western Blot: Approx. 105kDa band observed in Human T-lymphocyte and HeLa lysates (calculated MW of 123kDa according to NP_954712.1). Recommended concentration: 1-3ug/ml. Primary incubation was 1 hour. Immunohistochemistry: In paraffin embedded Human Thymus shows cytoplasm staining in select areas. Recommended concentration: 2.5ug/ml. In paraffin embedded Mouse Lung shows staining of the respiratory	orb1246812 (0.5 ug/ml) staining of paraf...