

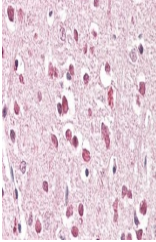

Product Datasheet

XAB2 Antibody (orb1246774)

Description	XAB2 Antibody	
Species/Host	Goat	
Reactivity	Human	
Conjugation	Unconjugated	
Tested Applications	ELISA, IHC, WB	orb1246774 staining (0.3 ug/ml) of A431 ...
Immunogen	The immunogen for this antibody is: C-SVPAAVFGSLKED	
Target	XAB2	
Preservatives	Supplied at 0.5 mg/ml in Tris saline, 0.02% sodium azide, pH 7.3 with 0.5% bovine serum albumin. Aliquot and store at -20°C. Minimize freezing and thawing.	
Form/Appearance	Liquid	
Concentration	500 ug/mL	
Storage	Aliquot and store at -20°C. Minimize freezing and thawing.	orb1246774 (3.8 ug/ml) staining of paraf...
Note	For research use only	
Application notes	Peptide ELISA: antibody detection limit dilution 1:8000.Western Blot:Approx 90kDa band observed in human fibroblast A431 lysates (calculated MW of 100kDa according to NP_064581.2). Recommended concentration: 0.3-1ug/ml.Immunohistochemistry:In paraffin embedded Human Brain (Cerebral Cortex) shows nuclear staining. Recommended concentration, 3-4ug/ml.	
Clonality	Polyclonal	
Uniprot ID	Q9HCS7	
NCBI	NP_064581.2	
Dilution Range	Peptide ELISA: antibody detection limit dilution 1:8000.Western Blot:Approx 90kDa band observed in human fibroblast A431 lysates (calculated MW of 100kDa according to NP_064581.2). Recommended concentration: 0.3-1ug/ml.Immunohistochemistry:In paraffin embedded Human Brain (Cerebral Cortex) shows nuclear staining. Recommended concentration, 3-4ug/ml.	
Expiration Date	12 months from date of receipt.	