

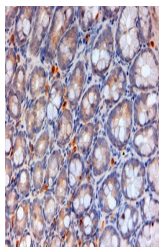

Product Datasheet

MTHFD1 Antibody (orb1246633)

Description	MTHFD1 Antibody	
Species/Host	Goat	
Reactivity	Human	
Conjugation	Unconjugated	
Tested Applications	ELISA, WB	orb1246633 (1 ug/ml) staining of Human S...
Immunogen	The immunogen for this antibody is: RGDLNDCFIPCTPK	
Target	MTHFD1	
Preservatives	Supplied at 0.5 mg/ml in Tris saline, 0.02% sodium azide, pH 7.3 with 0.5% bovine serum albumin. Aliquot and store at -20°C. Minimize freezing and thawing.	
Form/Appearance	Liquid	
Concentration	500 ug/mL	
Storage	Aliquot and store at -20°C. Minimize freezing and thawing.	orb1246633 (3.75 ug/ml) staining of para...
Note	For research use only	
Application notes	Peptide ELISA: antibody detection limit dilution 1:1000. Western Blot: Approx. 110kDa band observed in Human Brain (substantia nigra) lysates (calculated MW of 102kDa according to NP_005947.2). Recommended concentration: 1-3ug/ml. Primary incubation was 1 hour.	
Clonality	Polyclonal	
Uniprot ID	P11586	
NCBI	NP_005947.2	
Dilution Range	Peptide ELISA: antibody detection limit dilution 1:1000. Western Blot: Approx. 110kDa band observed in Human Brain (substantia nigra) lysates (calculated MW of 102kDa according to NP_005947.2). Recommended concentration: 1-3ug/ml. Primary incubation was 1 hour.	
Expiration Date	12 months from date of receipt.	