




Product Datasheet

LRP4 Antibody (orb1246445)

Description	LRP4 Antibody	
Species/Host	Goat	
Reactivity	Human	
Conjugation	Unconjugated	
Tested Applications	ELISA, IHC, WB	orb1246445 (0.1 ug/ml) staining of Human...
Immunogen	The immunogen for this antibody is: C-SNPSYRTSTQEVK	
Target	LRP4	
Preservatives	Supplied at 0.5 mg/ml in Tris saline, 0.02% sodium azide, pH 7.3 with 0.5% bovine serum albumin. Aliquot and store at -20°C. Minimize freezing and thawing.	
Form/Appearance	Liquid	
Concentration	500 ug/mL	
Storage	Aliquot and store at -20°C. Minimize freezing and thawing.	orb1246445 (3.75 ug/ml) staining of para...
Note	For research use only	
Application notes	Peptide ELISA: antibody detection limit dilution 1:32000. Western Blot: Approx. 200kDa band observed in Human Brain (Cerebral Cortex) lysates (calculated MW of 212kDa according to NP_002325.2). Recommended concentration: 0.1-0.3ug/ml. Immunohistochemistry: Paraffin embedded Human Colon. Recommended concentration: 3.75ug/ml.	
Clonality	Polyclonal	
Uniprot ID	O75096	
NCBI	NP_002325.2	
Dilution Range	Peptide ELISA: antibody detection limit dilution 1:32000. Western Blot: Approx. 200kDa band observed in Human Brain (Cerebral Cortex) lysates (calculated MW of 212kDa according to NP_002325.2). Recommended concentration: 0.1-0.3ug/ml. Immunohistochemistry: Paraffin embedded Human Colon. Recommended concentration: 3.75ug/ml.	
Expiration Date	12 months from date of receipt.	