

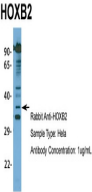


Product Datasheet

HOXB2 Antibody (orb1246129)

Description	HOXB2 Antibody	
Species/Host	Rabbit	
Reactivity	Human	
Conjugation	Unconjugated	
Tested Applications	ELISA, WB	Antibody used in WB on Human HepG2 at 0....
Immunogen	Antibody produced in rabbits immunized with a synthetic peptide corresponding a region of human HOXB2.	
Target	HOXB2	
Preservatives	Purified antibody supplied in 1x PBS buffer with 0.09% (w/v) sodium azide and 2% sucrose.	
Form/Appearance	Liquid	
Concentration	batch dependent	
Storage	For short periods of storage (days) store at 4°C. For longer periods of storage, store HOXB2 antibody at -20°C. As with any antibody avoid repeat freeze-thaw cycles.	Antibody used in WB on Human Hela at 1 u...
Note	For research use only	
Application notes	HOXB2 antibody can be used for detection of HOXB2 by ELISA at 1:312500. HOXB2 antibody can be used for detection of HOXB2 by western blot at 1 µg/mL, and HRP conjugated secondary antibody should be diluted 1:50,000 - 100,000.	Antibody used in WB on Human 721_B at 1 ...
Clonality	Polyclonal	
MW	38 kDa	
Uniprot ID	P14652	Antibody used in WB on Human 721_B at 1 ...
NCBI	NP_002136	
Dilution Range	HOXB2 antibody can be used for detection of HOXB2 by ELISA at 1:312500. HOXB2 antibody can be used for detection of HOXB2 by western blot at 1 µg/mL, and HRP conjugated secondary antibody should be diluted 1:50,000 - 100,000.	
Expiration Date	12 months from date of receipt.	