
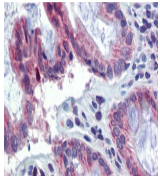


Product Datasheet

TULP2 Antibody (orb1245979)

Description	TULP2 Antibody	
Species/Host	Rabbit	
Reactivity	Human	
Conjugation	Unconjugated	
Tested Applications	ELISA, WB	
Immunogen	Antibody produced in rabbits immunized with a synthetic peptide corresponding a region of human TULP2.	
Target	TULP2	
Preservatives	Purified antibody supplied in 1x PBS buffer with 0.09% (w/v) sodium azide and 2% sucrose.	
Form/Appearance	Liquid	
Concentration	batch dependent	
Storage	For short periods of storage (days) store at 4°C. For longer periods of storage, store TULP2 antibody at -20°C. As with any antibody avoid repeat freeze-thaw cycles.	
Note	For research use only	
Application notes	TULP2 antibody can be used for detection of TULP2 by ELISA at 1:1562500. TULP2 antibody can be used for detection of TULP2 by western blot at 1 µg/mL, and HRP conjugated secondary antibody should be diluted 1:50,000 - 100,000.	
Clonality	Polyclonal	
MW	59 kDa	
Uniprot ID	O00295	
NCBI	NP_003314	
Dilution Range	TULP2 antibody can be used for detection of TULP2 by ELISA at 1:1562500. TULP2 antibody can be used for detection of TULP2 by western blot at 1 µg/mL, and HRP conjugated secondary antibody should be diluted 1:50,000 - 100,000.	
Expiration Date	12 months from date of receipt.	

Antibody used in IHC on Human Colon at 5...

Antibody used in WB on Human HeLa at 0.2...