



Product Datasheet

PDLIM5 Antibody (orb1245951)

Description	PDLIM5 Antibody	
Species/Host	Rabbit	
Reactivity	Human	
Conjugation	Unconjugated	
Tested Applications	ELISA, WB	Antibody used in WB on Human HepG2 at 0....
Immunogen	Antibody produced in rabbits immunized with a synthetic peptide corresponding a region of human PDLIM5.	
Target	PDLIM5	
Preservatives	Purified antibody supplied in 1x PBS buffer with 0.09% (w/v) sodium azide and 2% sucrose.	
Form/Appearance	Liquid	
Concentration	batch dependent	
Storage	For short periods of storage (days) store at 4°C. For longer periods of storage, store PDLIM5 antibody at -20°C. As with any antibody avoid repeat freeze-thaw cycles.	Antibody used in WB on Human HepG2 at 1 ...
Note	For research use only	
Application notes	PDLIM5 antibody can be used for detection of PDLIM5 by ELISA at 1:312500. PDLIM5 antibody can be used for detection of PDLIM5 by western blot at 1 µg/mL, and HRP conjugated secondary antibody should be diluted 1:50,000 - 100,000.	
Clonality	Polyclonal	
MW	64 kDa	
Uniprot ID	Q96HC4	Antibody used in WB on Hum. Fetal Brain ...
NCBI	NP_006448	
Dilution Range	PDLIM5 antibody can be used for detection of PDLIM5 by ELISA at 1:312500. PDLIM5 antibody can be used for detection of PDLIM5 by western blot at 1 µg/mL, and HRP conjugated secondary antibody should be diluted 1:50,000 - 100,000.	
Expiration Date	12 months from date of receipt.	