



Product Datasheet

RORB Antibody (orb1245946)

Description	RORB Antibody	
Species/Host	Rabbit	
Reactivity	Human, Mouse, Rat	
Conjugation	Unconjugated	
Tested Applications	ELISA, WB	
Immunogen	Antibody produced in rabbits immunized with a synthetic peptide corresponding a region of human RORB.	
Target	RORB	
Preservatives	Purified antibody supplied in 1x PBS buffer with 0.09% (w/v) sodium azide and 2% sucrose.	
Form/Appearance	Liquid	
Concentration	batch dependent	
Storage	For short periods of storage (days) store at 4°C. For longer periods of storage, store RORB antibody at -20°C. As with any antibody avoid repeat freeze-thaw cycles.	
Note	For research use only	<p>Antibody used in WB on Hum. Fetal Lung a...</p>
Application notes	RORB antibody can be used for detection of RORB by ELISA at 1:312500. RORB antibody can be used for detection of RORB by western blot at 1 µg/mL, and HRP conjugated secondary antibody should be diluted 1:50,000 - 100,000.	
Clonality	Polyclonal	
MW	52 kDa	
Uniprot ID	Q98934	
NCBI	NP_008845	
Dilution Range	RORB antibody can be used for detection of RORB by ELISA at 1:312500. RORB antibody can be used for detection of RORB by western blot at 1 µg/mL, and HRP conjugated secondary antibody should be diluted 1:50,000 - 100,000.	
Expiration Date	12 months from date of receipt.	<p>Antibody used in WB on Hum. Fetal Liver ...</p>