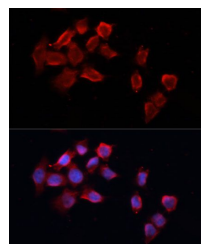


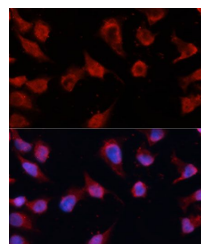
## Product Datasheet

### Caspase 8 antibody (orb12458)

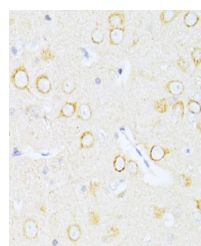
|                            |   |
|----------------------------|---|
| <b>Description</b>         | Rabbit polyclonal antibody to Caspase 8   |
| <b>Reactivity</b>          | Human, Mouse, Rat   |
| <b>Conjugation</b>         | Unconjugated  |
| <b>Tested Applications</b> | ICC, IF, WB   |
| <b>Immunogen</b>           | Recombinant fusion protein mouse Caspase 8(O89110).   |
| <b>Preservatives</b>       | PBS with 0.02% sodium azide,50% glycerol,pH7.3.   |
| <b>Storage</b>             | Maintain refrigerated at 2-8°C for up to 2 weeks. For long term storage store at -20°C in small aliquots to prevent freeze-thaw cycles. |
| <b>Note</b>                | For research use only   |
| <b>Isotype</b>             | IgG   |
| <b>Clonality</b>           | Polyclonal  |
| <b>MW</b>                  | 57KDa   |
| <b>Uniprot ID</b>          | <b>O89110</b>   |
| <b>Dilution Range</b>      | WB: 1:500-1:2000  |
| <b>Expiration Date</b>     | 12 months from date of receipt.   |



Immunofluorescence analysis of HeLa cell...



Immunofluorescence analysis of HeLa cell...



Immunohistochemical staining of rat brai...