



Product Datasheet

AGFG1 Antibody (orb1245780)

Description	AGFG1 Antibody	
Species/Host	Rabbit	
Reactivity	Human, Mouse	
Conjugation	Unconjugated	
Tested Applications	ELISA, WB	Antibody used in WB on Human HepG2 at 0....
Immunogen	Antibody produced in rabbits immunized with a synthetic peptide corresponding a region of human HRB.	
Target	AGFG1	
Preservatives	Purified antibody supplied in 1x PBS buffer with 0.09% (w/v) sodium azide and 2% sucrose.	
Form/Appearance	Liquid	
Concentration	batch dependent	
Storage	For short periods of storage (days) store at 4°C. For longer periods of storage, store HRB antibody at -20°C. As with any antibody avoid repeat freeze-thaw cycles.	Antibody used in WB on Hum. Fetal Lung a...
Note	For research use only	
Application notes	HRB antibody can be used for detection of HRB by ELISA at 1:62500. HRB antibody can be used for detection of HRB by western blot at 1 µg/mL, and HRP conjugated secondary antibody should be diluted 1:50,000 - 100,000.	
Clonality	Polyclonal	
MW	58 kDa	
Uniprot ID	P52594	
NCBI	NP_004495	Antibody used in WB on Hum. Fetal Heart ...
Dilution Range	HRB antibody can be used for detection of HRB by ELISA at 1:62500. HRB antibody can be used for detection of HRB by western blot at 1 µg/mL, and HRP conjugated secondary antibody should be diluted 1:50,000 - 100,000.	
Expiration Date	12 months from date of receipt.	