



Product Datasheet

SNRPD2 Antibody (orb1245777)

Description	SNRPD2 Antibody	
Species/Host	Rabbit	
Reactivity	Human, Mouse, Rat	
Conjugation	Unconjugated	
Tested Applications	ELISA, WB	Antibody used in WB on Human HepG2 at 0....
Immunogen	Antibody produced in rabbits immunized with a synthetic peptide corresponding a region of human SNRPD2.	
Target	SNRPD2	
Preservatives	Purified antibody supplied in 1x PBS buffer with 0.09% (w/v) sodium azide and 2% sucrose.	
Form/Appearance	Liquid	
Concentration	batch dependent	
Storage	For short periods of storage (days) store at 4°C. For longer periods of storage, store SNRPD2 antibody at -20°C. As with any antibody avoid repeat freeze-thaw cycles.	Antibody used in WB on Human Jurkat 1 ug...
Note	For research use only	
Application notes	SNRPD2 antibody can be used for detection of SNRPD2 by ELISA at 1:1562500. SNRPD2 antibody can be used for detection of SNRPD2 by western blot at 1 µg/mL, and HRP conjugated secondary antibody should be diluted 1:50,000 - 100,000.	
Clonality	Polyclonal	
MW	13 kDa	
Uniprot ID	P62316	Antibody used in WB on Human MCF7 at 1 u...
NCBI	NP_004588	
Dilution Range	SNRPD2 antibody can be used for detection of SNRPD2 by ELISA at 1:1562500. SNRPD2 antibody can be used for detection of SNRPD2 by western blot at 1 µg/mL, and HRP conjugated secondary antibody should be diluted 1:50,000 - 100,000.	
Expiration Date	12 months from date of receipt.	