
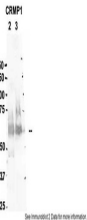
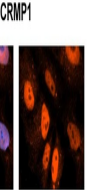

Product Datasheet

CRMP1 Antibody (orb1245672)

Description	CRMP1 Antibody	
Species/Host	Rabbit	Antibody used in WB on Human 721_B at 0....
Reactivity	Human	
Conjugation	Unconjugated	
Tested Applications	ELISA, WB	
Immunogen	Antibody produced in rabbits immunized with a synthetic peptide corresponding a region of human CRMP1.	
Target	CRMP1	
Preservatives	Purified antibody supplied in 1x PBS buffer with 0.09% (w/v) sodium azide and 2% sucrose.	
Form/Appearance	Liquid	
Concentration	batch dependent	
Storage	For short periods of storage (days) store at 4°C. For longer periods of storage, store CRMP1 antibody at -20°C. As with any antibody avoid repeat freeze-thaw cycles.	
Note	For research use only	Antibody used in WB on Mouse, Rat 2 ug/m...
Application notes	CRMP1 antibody can be used for detection of CRMP1 by ELISA at 1:312500. CRMP1 antibody can be used for detection of CRMP1 by western blot at 1 µg/mL, and HRP conjugated secondary antibody should be diluted 1:50,000 - 100,000.	
Clonality	Polyclonal	
MW	62 kDa	
Uniprot ID	Q14194	Antibody used in IHC on Human NT2 at 1 u...
NCBI	NP_001304	
Dilution Range	CRMP1 antibody can be used for detection of CRMP1 by ELISA at 1:312500. CRMP1 antibody can be used for detection of CRMP1 by western blot at 1 µg/mL, and HRP conjugated secondary antibody should be diluted 1:50,000 - 100,000.	
Expiration Date	12 months from date of receipt.	