

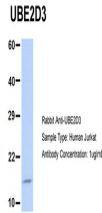

Product Datasheet

UBE2D3 Antibody (orb1245589)

Description	UBE2D3 Antibody	UBE2D3
Species/Host	Rabbit	
Reactivity	Human, Mouse, Rat	
Conjugation	Unconjugated	
Tested Applications	ELISA, WB	<small>See Immunoblot 2 Data and customer Feedback for more information</small>
Immunogen	Antibody produced in rabbits immunized with a synthetic peptide corresponding a region of human UBE2D3.	Antibody used in WB on recombinant prote...
Target	UBE2D3	
Preservatives	Purified antibody supplied in 1x PBS buffer with 0.09% (w/v) sodium azide and 2% sucrose.	
Form/Appearance	Liquid	
Concentration	batch dependent	
Storage	For short periods of storage (days) store at 4°C. For longer periods of storage, store UBE2D3 antibody at -20°C. As with any antibody avoid repeat freeze-thaw cycles.	Antibody used in WB on Human MCF-7 at 0....
Note	For research use only	
Application notes	UBE2D3 antibody can be used for detection of UBE2D3 by ELISA at 1:1562500. UBE2D3 antibody can be used for detection of UBE2D3 by western blot at 1 µg/mL, and HRP conjugated secondary antibody should be diluted 1:50,000 - 100,000.	
Clonality	Polyclonal	
MW	17 kDa	Antibody used in WB on Human Jurkat 1 ug...
Uniprot ID	P61077	
NCBI	NP_003331	
Dilution Range	UBE2D3 antibody can be used for detection of UBE2D3 by ELISA at 1:1562500. UBE2D3 antibody can be used for detection of UBE2D3 by western blot at 1 µg/mL, and HRP conjugated secondary antibody should be diluted 1:50,000 - 100,000.	
Expiration Date	12 months from date of receipt.	