



Product Datasheet

SLC33A1 Antibody (orb1245501)

Description	SLC33A1 Antibody	
Species/Host	Rabbit	
Reactivity	Human, Mouse, Rat	
Conjugation	Unconjugated	
Tested Applications	ELISA, WB	Antibody used in WB on Human Placenta at...
Immunogen	Antibody produced in rabbits immunized with a synthetic peptide corresponding a region of human SLC33A1.	
Target	SLC33A1	
Preservatives	Purified antibody supplied in 1x PBS buffer with 0.09% (w/v) sodium azide and 2% sucrose.	
Form/Appearance	Liquid	
Concentration	batch dependent	
Storage	For short periods of storage (days) store at 4°C. For longer periods of storage, store SLC33A1 antibody at -20°C. As with any antibody avoid repeat freeze-thaw cycles.	Antibody used in WB on Hum. Fetal Brain ...
Note	For research use only	
Application notes	SLC33A1 antibody can be used for detection of SLC33A1 by ELISA at 1:62500. SLC33A1 antibody can be used for detection of SLC33A1 by western blot at 1 µg/mL, and HRP conjugated secondary antibody should be diluted 1:50,000 - 100,000.	
Clonality	Polyclonal	
MW	61 kDa	
Uniprot ID	O00400	Antibody used in WB on Human 721_B at 1 ...
NCBI	NP_004724	
Dilution Range	SLC33A1 antibody can be used for detection of SLC33A1 by ELISA at 1:62500. SLC33A1 antibody can be used for detection of SLC33A1 by western blot at 1 µg/mL, and HRP conjugated secondary antibody should be diluted 1:50,000 - 100,000.	
Expiration Date	12 months from date of receipt.	