







Product Datasheet

PLD3 Antibody (orb1245398)

Description	PLD3 Antibody	
Species/Host	Rabbit	
Reactivity	Human, Mouse	
Conjugation	Unconjugated	
Tested Applications	ELISA, WB	Antibody used in WB on Human Heart at 0....
Immunogen	Antibody produced in rabbits immunized with a synthetic peptide corresponding a region of human PLD3.	Antibody used in WB on Human Heart at 0....
Target	PLD3	Antibody used in WB on Human Heart at 0....
Preservatives	Purified antibody supplied in 1x PBS buffer with 0.09% (w/v) sodium azide and 2% sucrose.	
Form/Appearance	Liquid	
Concentration	batch dependent	
Storage	For short periods of storage (days) store at 4°C. For longer periods of storage, store PLD3 antibody at -20°C. As with any antibody avoid repeat freeze-thaw cycles.	Antibody used in WB on Hum. Fetal Heart ...
Note	For research use only	Antibody used in WB on Hum. Fetal Heart ...
Application notes	PLD3 antibody can be used for detection of PLD3 by ELISA at 1:62500. PLD3 antibody can be used for detection of PLD3 by western blot at 1 µg/mL, and HRP conjugated secondary antibody should be diluted 1:50,000 - 100,000.	Antibody used in WB on Hum. Fetal Heart ...
Clonality	Polyclonal	Antibody used in WB on Hum. Fetal Heart ...
MW	55 kDa	Antibody used in WB on Hum. Fetal Heart ...
Uniprot ID	Q81V08	Antibody used in WB on Hum. Fetal Heart ...
NCBI	NP_001026866	Antibody used in WB on Hum. Fetal Heart ...
Dilution Range	PLD3 antibody can be used for detection of PLD3 by ELISA at 1:62500. PLD3 antibody can be used for detection of PLD3 by western blot at 1 µg/mL, and HRP conjugated secondary antibody should be diluted 1:50,000 - 100,000.	Antibody used in WB on Hum. Fetal Heart ...
Expiration Date	12 months from date of receipt.	Antibody used in WB on Hum. Fetal Heart ...