




---

## Product Datasheet

### UMPS Antibody (orb1245120)

Description	UMPS Antibody	UMPS
<b>Species/Host</b>	Rabbit	
<b>Reactivity</b>	Human, Mouse	Antibody used in WB on Hum. Adult Placen...
<b>Conjugation</b>	Unconjugated	
<b>Tested Applications</b>	ELISA, WB	
<b>Immunogen</b>	Antibody produced in rabbits immunized with a synthetic peptide corresponding a region of human UMPS.	
<b>Target</b>	UMPS	
<b>Preservatives</b>	Purified antibody supplied in 1x PBS buffer with 0.09% (w/v) sodium azide and 2% sucrose.	
<b>Form/Appearance</b>	Liquid	Antibody used in WB on Hum. Fetal Heart ...
<b>Concentration</b>	batch dependent	
<b>Storage</b>	For short periods of storage (days) store at 4°C. For longer periods of storage, store UMPS antibody at -20°C. As with any antibody avoid repeat freeze-thaw cycles.	
<b>Note</b>	For research use only	
<b>Application notes</b>	UMPS antibody can be used for detection of UMPS by ELISA at 1:62500. UMPS antibody can be used for detection of UMPS by western blot at 1 µg/mL, and HRP conjugated secondary antibody should be diluted 1:50,000 - 100,000.	
<b>Clonality</b>	Polyclonal	Antibody used in WB on Hum. Fetal Liver ...
<b>MW</b>	52 kDa	
<b>Uniprot ID</b>	<a href="#">P11172</a>	
<b>NCBI</b>	<a href="#">NP_000364</a>	
<b>Dilution Range</b>	UMPS antibody can be used for detection of UMPS by ELISA at 1:62500. UMPS antibody can be used for detection of UMPS by western blot at 1 µg/mL, and HRP conjugated secondary antibody should be diluted 1:50,000 - 100,000.	
<b>Expiration Date</b>	12 months from date of receipt.	