




---

## Product Datasheet

### SELENBP1 Antibody (orb1245104)

Description	SELENBP1 Antibody	
<b>Species/Host</b>	Rabbit	
<b>Reactivity</b>	Human, Mouse, Rat	
<b>Conjugation</b>	Unconjugated	
<b>Tested Applications</b>	ELISA, WB	Antibody used in WB on Human 721_B at 0...
<b>Immunogen</b>	Antibody produced in rabbits immunized with a synthetic peptide corresponding a region of human SELENBP1.	
<b>Target</b>	SELENBP1	
<b>Preservatives</b>	Purified antibody supplied in 1x PBS buffer with 0.09% (w/v) sodium azide and 2% sucrose.	
<b>Form/Appearance</b>	Liquid	Antibody used in WB on Hum. Fetal Liver ...
<b>Concentration</b>	batch dependent	
<b>Storage</b>	For short periods of storage (days) store at 4°C. For longer periods of storage, store SELENBP1 antibody at -20°C. As with any antibody avoid repeat freeze-thaw cycles.	
<b>Note</b>	For research use only	
<b>Application notes</b>	SELENBP1 antibody can be used for detection of SELENBP1 by ELISA at 1:312500. SELENBP1 antibody can be used for detection of SELENBP1 by western blot at 1 μg/mL, and HRP conjugated secondary antibody should be diluted 1:50,000 - 100,000.	
<b>Clonality</b>	Polyclonal	Antibody used in WB on Hum. Adult Placen...
<b>MW</b>	44 kDa	
<b>Uniprot ID</b>	<a href="https://www.uniprot.org/uniprot/Q49AQ8">Q49AQ8</a>	
<b>NCBI</b>	<a href="https://www.ncbi.nlm.nih.gov/nuccore/AAH32997">AAH32997</a>	
<b>Dilution Range</b>	SELENBP1 antibody can be used for detection of SELENBP1 by ELISA at 1:312500. SELENBP1 antibody can be used for detection of SELENBP1 by western blot at 1 μg/mL, and HRP conjugated secondary antibody should be diluted 1:50,000 - 100,000.	
<b>Expiration Date</b>	12 months from date of receipt.	