
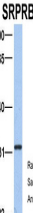


Product Datasheet

SRPRB Antibody (orb1244972)

Description	SRPRB Antibody	
Species/Host	Rabbit	
Reactivity	Human, Mouse, Rat	Antibody used in WB on Human HeLa at 0.2...
Conjugation	Unconjugated	
Tested Applications	ELISA, WB	Antibody used in WB on Human HeLa at 1 u...
Immunogen	Antibody produced in rabbits immunized with a synthetic peptide corresponding a region of human SRPRB.	
Target	SRPRB	Antibody used in WB on Human 721_B at 1 ...
Preservatives	Purified antibody supplied in 1x PBS buffer with 0.09% (w/v) sodium azide and 2% sucrose.	
Form/Appearance	Liquid	
Concentration	batch dependent	
Storage	For short periods of storage (days) store at 4°C. For longer periods of storage, store SRPRB antibody at -20°C. As with any antibody avoid repeat freeze-thaw cycles.	
Note	For research use only	
Application notes	SRPRB antibody can be used for detection of SRPRB by ELISA at 1:12500. SRPRB antibody can be used for detection of SRPRB by western blot at 1 µg/mL, and HRP conjugated secondary antibody should be diluted 1:50,000 - 100,000.	
Clonality	Polyclonal	
MW	30 kDa	
Uniprot ID	Q9Y5M8	
NCBI	NP_067026	
Dilution Range	SRPRB antibody can be used for detection of SRPRB by ELISA at 1:12500. SRPRB antibody can be used for detection of SRPRB by western blot at 1 µg/mL, and HRP conjugated secondary antibody should be diluted 1:50,000 - 100,000.	
Expiration Date	12 months from date of receipt.	