
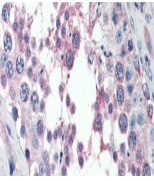
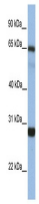
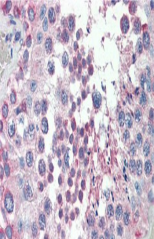

Product Datasheet

MED4 Antibody (orb1244859)

Description	MED4 Antibody	
Species/Host	Rabbit	
Reactivity	Human, Mouse, Rat	
Conjugation	Unconjugated	
Tested Applications	ELISA, WB	
Immunogen	Antibody produced in rabbits immunized with a synthetic peptide corresponding to a region of human MED4.	Antibody used in IHC on Human Testis at ...
Target	MED4	
Preservatives	Purified antibody supplied in 1x PBS buffer with 0.09% (w/v) sodium azide and 2% sucrose.	
Form/Appearance	Liquid	
Concentration	batch dependent	Antibody used in WB on Human Fetal liver...
Storage	For short periods of storage (days) store at 4°C. For longer periods of storage, store MED4 antibody at -20°C. As with any antibody avoid repeat freeze-thaw cycles.	
Note	For research use only	
Application notes	MED4 antibody can be used for detection of MED4 by ELISA at 1:312500. MED4 antibody can be used for detection of MED4 by western blot at 1 µg/mL, and HRP conjugated secondary antibody should be diluted 1:50,000 - 100,000.	
Clonality	Polyclonal	
MW	30 kDa	Antibody used in IHC on Human Testis.
Uniprot ID	Q9NPJ6	
NCBI	NP_054885	
Dilution Range	MED4 antibody can be used for detection of MED4 by ELISA at 1:312500. MED4 antibody can be used for detection of MED4 by western blot at 1 µg/mL, and HRP conjugated secondary antibody should be diluted 1:50,000 - 100,000.	
Expiration Date	12 months from date of receipt.	