



Product Datasheet

MAGEA4 Antibody (orb1244542)

Description	MAGEA4 Antibody	
Species/Host	Rabbit	
Reactivity	Human	
Conjugation	Unconjugated	
Tested Applications	ELISA, WB	Antibody used in WB on Human HepG2 at 0....
Immunogen	Antibody produced in rabbits immunized with a synthetic peptide corresponding a region of human MAGEA4.	
Target	MAGEA4	
Preservatives	Purified antibody supplied in 1x PBS buffer with 0.09% (w/v) sodium azide and 2% sucrose.	
Form/Appearance	Liquid	
Concentration	batch dependent	
Storage	For short periods of storage (days) store at 4°C. For longer periods of storage, store MAGEA4 antibody at -20°C. As with any antibody avoid repeat freeze-thaw cycles.	Antibody used in WB on Hum. Fetal Heart ...
Note	For research use only	
Application notes	MAGEA4 antibody can be used for detection of MAGEA4 by ELISA at 1:312500. MAGEA4 antibody can be used for detection of MAGEA4 by western blot at 1 µg/mL, and HRP conjugated secondary antibody should be diluted 1:50,000 - 100,000.	
Clonality	Polyclonal	
MW	35 kDa	Antibody used in WB on Hum. Fetal Liver ...
Uniprot ID	P43358	
NCBI	NP_001011548	
Dilution Range	MAGEA4 antibody can be used for detection of MAGEA4 by ELISA at 1:312500. MAGEA4 antibody can be used for detection of MAGEA4 by western blot at 1 µg/mL, and HRP conjugated secondary antibody should be diluted 1:50,000 - 100,000.	
Expiration Date	12 months from date of receipt.	