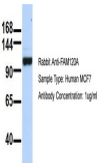



Product Datasheet

FAM120A Antibody (orb1244439)

Description	FAM120A Antibody	FAM120A
Species/Host	Rabbit	
Reactivity	Human	Antibody used in WB on Human MCF7 at 1 U...
Conjugation	Unconjugated	
Tested Applications	ELISA, WB	Antibody used in WB on Human MCF-7 at 0....
Immunogen	Antibody produced in rabbits immunized with a synthetic peptide corresponding a region of human FAM120A.	
Target	FAM120A	Antibody used in WB on Human 293T at 1 u...
Preservatives	Purified antibody supplied in 1x PBS buffer with 0.09% (w/v) sodium azide and 2% sucrose.	
Form/Appearance	Liquid	
Concentration	batch dependent	
Storage	For short periods of storage (days) store at 4°C. For longer periods of storage, store FAM120A antibody at -20°C. As with any antibody avoid repeat freeze-thaw cycles.	
Note	For research use only	
Application notes	FAM120A antibody can be used for detection of FAM120A by ELISA at 1:312500. FAM120A antibody can be used for detection of FAM120A by western blot at 1 µg/mL, and HRP conjugated secondary antibody should be diluted 1:50,000 - 100,000.	
Clonality	Polyclonal	
MW	122 kDa	
Uniprot ID	Q9NZB2	
NCBI	NP_055427	
Dilution Range	FAM120A antibody can be used for detection of FAM120A by ELISA at 1:312500. FAM120A antibody can be used for detection of FAM120A by western blot at 1 µg/mL, and HRP conjugated secondary antibody should be diluted 1:50,000 - 100,000.	
Expiration Date	12 months from date of receipt.	