
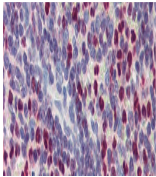

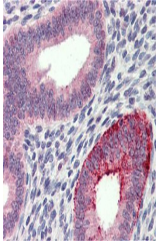

Product Datasheet

FCH01 Antibody (orb1244432)

Description	FCHO1 Antibody	
Species/Host	Rabbit	
Reactivity	Human, Mouse, Rat	
Conjugation	Unconjugated	
Tested Applications	ELISA, WB	
Immunogen	Antibody produced in rabbits immunized with a synthetic peptide corresponding a region of human FCHO1.	Antibody used in IHC on Human Spleen at ...
Target	FCHO1	
Preservatives	Purified antibody supplied in 1x PBS buffer with 0.09% (w/v) sodium azide and 2% sucrose.	
Form/Appearance	Liquid	
Concentration	batch dependent	Antibody used in WB on Human 293T at 1 u...
Storage	For short periods of storage (days) store at 4°C. For longer periods of storage, store FCHO1 antibody at -20°C. As with any antibody avoid repeat freeze-thaw cycles.	
Note	For research use only	
Application notes	FCHO1 antibody can be used for detection of FCHO1 by ELISA at 1:12500. FCHO1 antibody can be used for detection of FCHO1 by western blot at 1 µg/mL, and HRP conjugated secondary antibody should be diluted 1:50,000 - 100,000.	
Clonality	Polyclonal	
MW	97 kDa	Antibody used in IHC on Human Uterus.
Uniprot ID	O14526	
NCBI	NP_055937	
Dilution Range	FCHO1 antibody can be used for detection of FCHO1 by ELISA at 1:12500. FCHO1 antibody can be used for detection of FCHO1 by western blot at 1 µg/mL, and HRP conjugated secondary antibody should be diluted 1:50,000 - 100,000.	
Expiration Date	12 months from date of receipt.	