


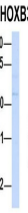
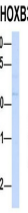
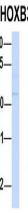
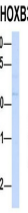

Product Datasheet

HOXB3 Antibody (orb1244282)

Description	HOXB3 Antibody	
Species/Host	Rabbit	
Reactivity	Human	
Conjugation	Unconjugated	
Tested Applications	ELISA, WB	Antibody used in WB on Human Liver at 0....
Immunogen	Antibody produced in rabbits immunized with a synthetic peptide corresponding a region of human HOXB3.	Antibody used in WB on Human Liver at 0....
Target	HOXB3	
Preservatives	Purified antibody supplied in 1x PBS buffer with 0.09% (w/v) sodium azide and 2% sucrose.	
Form/Appearance	Liquid	
Concentration	batch dependent	
Storage	For short periods of storage (days) store at 4°C. For longer periods of storage, store HOXB3 antibody at -20°C. As with any antibody avoid repeat freeze-thaw cycles.	Antibody used in WB on Hum. Fetal Muscle...
Note	For research use only	Antibody used in WB on Hum. Fetal Muscle...
Application notes	HOXB3 antibody can be used for detection of HOXB3 by ELISA at 1:312500. HOXB3 antibody can be used for detection of HOXB3 by western blot at 1 µg/mL, and HRP conjugated secondary antibody should be diluted 1:50,000 - 100,000.	Antibody used in WB on Hum. Fetal Muscle...
Clonality	Polyclonal	Antibody used in WB on Hum. Fetal Muscle...
MW	44 kDa	Antibody used in WB on Hum. Fetal Muscle...
Uniprot ID	P14651	Antibody used in WB on Hum. Fetal Muscle...
NCBI	NP_002137	Antibody used in WB on Hum. Fetal Muscle...
Dilution Range	HOXB3 antibody can be used for detection of HOXB3 by ELISA at 1:312500. HOXB3 antibody can be used for detection of HOXB3 by western blot at 1 µg/mL, and HRP conjugated secondary antibody should be diluted 1:50,000 - 100,000.	Antibody used in WB on Hum. Fetal Muscle...
Expiration Date	12 months from date of receipt.	Antibody used in WB on Hum. Fetal Muscle...