



Product Datasheet

DLD Antibody (orb1244239)

Description	DLD Antibody	
Species/Host	Rabbit	
Reactivity	Canine, Human	
Conjugation	Unconjugated	
Tested Applications	ELISA, WB	Antibody used in WB on Human Jurkat 0.2-...
Immunogen	Antibody produced in rabbits immunized with a synthetic peptide corresponding a region of human DLD.	
Target	DLD	
Preservatives	Purified antibody supplied in 1x PBS buffer with 0.09% (w/v) sodium azide and 2% sucrose.	
Form/Appearance	Liquid	
Concentration	batch dependent	
Storage	For short periods of storage (days) store at 4°C. For longer periods of storage, store DLD antibody at -20°C. As with any antibody avoid repeat freeze-thaw cycles.	Antibody used in WB on Rat kidney at 1:1...
Note	For research use only	
Application notes	DLD antibody can be used for detection of DLD by ELISA at 1:62500. DLD antibody can be used for detection of DLD by western blot at 1 µg/mL, and HRP conjugated secondary antibody should be diluted 1:50,000 - 100,000.	
Clonality	Polyclonal	
MW	56 kDa	
Uniprot ID	B2R5X0	Antibody used in WB on Human HeLa at 1 u...
NCBI	NP_000099	
Dilution Range	DLD antibody can be used for detection of DLD by ELISA at 1:62500. DLD antibody can be used for detection of DLD by western blot at 1 µg/mL, and HRP conjugated secondary antibody should be diluted 1:50,000 - 100,000.	
Expiration Date	12 months from date of receipt.	