
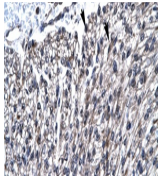
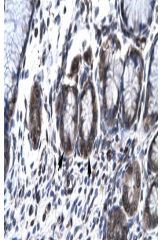
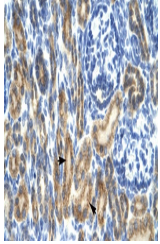

Product Datasheet

HCLS1 Antibody (orb1243970)

Description	HCLS1 Antibody	
Species/Host	Rabbit	
Reactivity	Human	
Conjugation	Unconjugated	
Tested Applications	ELISA, IHC, WB	
Immunogen	Antibody produced in rabbits immunized with a synthetic peptide corresponding a region of human HCLS1.	Antibody used in IHC on Human Heart at 4...
Target	HCLS1	
Preservatives	Purified antibody supplied in 1x PBS buffer with 0.09% (w/v) sodium azide and 2% sucrose.	
Form/Appearance	Liquid	
Concentration	batch dependent	Antibody used in IHC on Human Stomach at...
Storage	For short periods of storage (days) store at 4°C. For longer periods of storage, store HCLS1 antibody at -20°C. As with any antibody avoid repeat freeze-thaw cycles.	
Note	For research use only	
Application notes	HCLS1 antibody can be used for detection of HCLS1 by ELISA at 1:62500. HCLS1 antibody can be used for detection of HCLS1 by western blot at 0.5-2.0 µg/mL, and HRP conjugated secondary antibody should be diluted 1:50,000 - 100,000.	
Clonality	Polyclonal	
MW	54 kDa	Antibody used in IHC on Human Kidney at ...
Uniprot ID	P14317	
NCBI	NP_005326	
Dilution Range	HCLS1 antibody can be used for detection of HCLS1 by ELISA at 1:62500. HCLS1 antibody can be used for detection of HCLS1 by western blot at 0.5-2.0 µg/mL, and HRP conjugated secondary antibody should be diluted 1:50,000 - 100,000.	
Expiration Date	12 months from date of receipt.	