
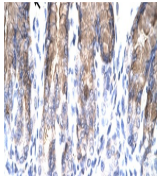
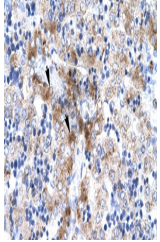


Product Datasheet

NR4A1 Antibody (orb1243965)

Description	NR4A1 Antibody	
Species/Host	Rabbit	
Reactivity	Canine, Human	
Conjugation	Unconjugated	
Tested Applications	ELISA, WB	Antibody used in IHC on Human Stomach at...
Immunogen	Antibody produced in rabbits immunized with a synthetic peptide corresponding a region of human NR4A1.	
Target	NR4A1	
Preservatives	Purified antibody supplied in 1x PBS buffer with 0.09% (w/v) sodium azide and 2% sucrose.	
Form/Appearance	Liquid	
Concentration	batch dependent	
Storage	For short periods of storage (days) store at 4°C. For longer periods of storage, store NR4A1 antibody at -20°C. As with any antibody avoid repeat freeze-thaw cycles.	
Note	For research use only	Antibody used in IHC on Human Liver at 4...
Application notes	NR4A1 antibody can be used for detection of NR4A1 by ELISA at 1:312500. NR4A1 antibody can be used for detection of NR4A1 by western blot at 1.45 µg/mL, and HRP conjugated secondary antibody should be diluted 1:50,000 - 100,000.	
Clonality	Polyclonal	
MW	66 kDa	Antibody used in WB on Human HepG2 at 0....
Uniprot ID	P22736	
NCBI	NP_775180	
Dilution Range	NR4A1 antibody can be used for detection of NR4A1 by ELISA at 1:312500. NR4A1 antibody can be used for detection of NR4A1 by western blot at 1.45 µg/mL, and HRP conjugated secondary antibody should be diluted 1:50,000 - 100,000.	
Expiration Date	12 months from date of receipt.	