
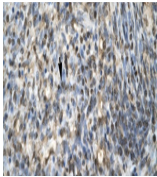
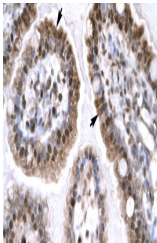


Product Datasheet

EGR1 Antibody (orb1243892)

Description	EGR1 Antibody	
Species/Host	Rabbit	
Reactivity	Human	
Conjugation	Unconjugated	
Tested Applications	ELISA, WB	Antibody used in IHC on Human Spleen at ...
Immunogen	Antibody produced in rabbits immunized with a synthetic peptide corresponding a region of human EGR1.	
Target	EGR1	
Preservatives	Purified antibody supplied in 1x PBS buffer with 0.09% (w/v) sodium azide and 2% sucrose.	Antibody used in IHC on Human Intestine ...
Form/Appearance	Liquid	
Concentration	batch dependent	
Storage	For short periods of storage (days) store at 4°C. For longer periods of storage, store EGR1 antibody at -20°C. As with any antibody avoid repeat freeze-thaw cycles.	
Note	For research use only	
Application notes	EGR1 antibody can be used for detection of EGR1 by ELISA at 1:62500. EGR1 antibody can be used for detection of EGR1 by western blot at 1 µg/mL, and HRP conjugated secondary antibody should be diluted 1:50,000 - 100,000.	
Clonality	Polyclonal	
MW	57 kDa	Antibody used in WB on Human Jurkat 1 ug...
Uniprot ID	P18146	
NCBI	NP_001955	
Dilution Range	EGR1 antibody can be used for detection of EGR1 by ELISA at 1:62500. EGR1 antibody can be used for detection of EGR1 by western blot at 1 µg/mL, and HRP conjugated secondary antibody should be diluted 1:50,000 - 100,000.	
Expiration Date	12 months from date of receipt.	