
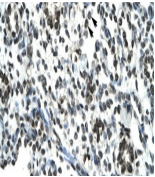
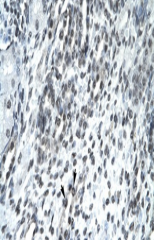
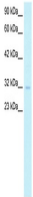


Product Datasheet

SIRT5 Antibody (orb1243839)

Description	SIRT5 Antibody	
Species/Host	Rabbit	
Reactivity	Human	
Conjugation	Unconjugated	
Tested Applications	ELISA, WB	Antibody used in IHC on Human Lung.
Immunogen	Antibody produced in rabbits immunized with a synthetic peptide corresponding a region of human SIRT5.	
Target	SIRT5	
Preservatives	Purified antibody supplied in 1x PBS buffer with 0.09% (w/v) sodium azide and 2% sucrose.	
Form/Appearance	Liquid	
Concentration	batch dependent	Antibody used in IHC on Human kidney.
Storage	For short periods of storage (days) store at 4°C. For longer periods of storage, store SIRT5 antibody at -20°C. As with any antibody avoid repeat freeze-thaw cycles.	
Note	For research use only	
Application notes	SIRT5 antibody can be used for detection of SIRT5 by ELISA at 1:12500. SIRT5 antibody can be used for detection of SIRT5 by western blot at 1.0-2.0 µg/mL, and HRP conjugated secondary antibody should be diluted 1:50,000 - 100,000.	
Clonality	Polyclonal	
MW	33 kDa	Antibody used in WB on Human Jurkat 1.0-...
Uniprot ID	Q9NXA8	
NCBI	NP_112534	
Dilution Range	SIRT5 antibody can be used for detection of SIRT5 by ELISA at 1:12500. SIRT5 antibody can be used for detection of SIRT5 by western blot at 1.0-2.0 µg/mL, and HRP conjugated secondary antibody should be diluted 1:50,000 - 100,000.	
Expiration Date	12 months from date of receipt.	