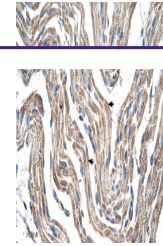
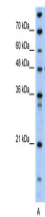

Product Datasheet

PDK4 Antibody (orb1243719)

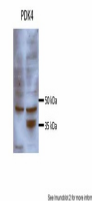
Description	PDK4 Antibody
Species/Host	Rabbit
Reactivity	Human
Conjugation	Unconjugated
Tested Applications	ELISA, IHC, WB
Immunogen	Antibody produced in rabbits immunized with a synthetic peptide corresponding a region of human PDK4.
Target	PDK4
Preservatives	Purified antibody supplied in 1x PBS buffer with 0.09% (w/v) sodium azide and 2% sucrose.
Form/Appearance	Liquid
Concentration	batch dependent
Storage	For short periods of storage (days) store at 4°C. For longer periods of storage, store PDK4 antibody at -20°C. As with any antibody avoid repeat freeze-thaw cycles.
Note	For research use only
Application notes	PDK4 antibody can be used for detection of PDK4 by ELISA at 1:312500. PDK4 antibody can be used for detection of PDK4 by western blot at 1.0 µg/mL, and HRP conjugated secondary antibody should be diluted 1:50,000 - 100,000.
Clonality	Polyclonal
MW	46 kDa
Uniprot ID	Q16654
NCBI	NP_002603
Dilution Range	PDK4 antibody can be used for detection of PDK4 by ELISA at 1:312500. PDK4 antibody can be used for detection of PDK4 by western blot at 1.0 µg/mL, and HRP conjugated secondary antibody should be diluted 1:50,000 - 100,000.
Expiration Date	12 months from date of receipt.



Antibody used in IHC on Human Muscle.



Antibody used in WB on Human 293T at 0.2...



Antibody used in WB on Human Huh7, HepG2...