



Product Datasheet

PCK1 Antibody (orb1243713)

Description	PCK1 Antibody	
Species/Host	Rabbit	
Reactivity	Human, Mouse, Rat	
Conjugation	Unconjugated	
Tested Applications	ELISA, WB	Antibody used in WB on Human Jurkat 0.2-...
Immunogen	Antibody produced in rabbits immunized with a synthetic peptide corresponding a region of human PCK1.	
Target	PCK1	
Preservatives	Purified antibody supplied in 1x PBS buffer with 0.09% (w/v) sodium azide and 2% sucrose.	
Form/Appearance	Liquid	
Concentration	batch dependent	
Storage	For short periods of storage (days) store at 4°C. For longer periods of storage, store PCK1 antibody at -20°C. As with any antibody avoid repeat freeze-thaw cycles.	Antibody used in WB on Hum. Adult Placen...
Note	For research use only	
Application notes	PCK1 antibody can be used for detection of PCK1 by ELISA at 1:1562500. PCK1 antibody can be used for detection of PCK1 by western blot at 1 µg/mL, and HRP conjugated secondary antibody should be diluted 1:50,000 - 100,000.	
Clonality	Polyclonal	
MW	69 kDa	
Uniprot ID	P35558	Antibody used in WB on Hum. Fetal Muscle...
NCBI	NP_002582	
Dilution Range	PCK1 antibody can be used for detection of PCK1 by ELISA at 1:1562500. PCK1 antibody can be used for detection of PCK1 by western blot at 1 µg/mL, and HRP conjugated secondary antibody should be diluted 1:50,000 - 100,000.	
Expiration Date	12 months from date of receipt.	