
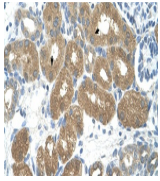



Product Datasheet

FOXP2 Antibody (orb1243495)

Description	FOXP2 Antibody	
Species/Host	Rabbit	
Reactivity	Canine, Human, Rat	
Conjugation	Unconjugated	
Tested Applications	ELISA, IHC, WB	Antibody used in IHC on Human kidney at ...
Immunogen	Antibody produced in rabbits immunized with a synthetic peptide corresponding a region of human FOXP2.	
Target	FOXP2	
Preservatives	Purified antibody supplied in 1x PBS buffer with 0.09% (w/v) sodium azide and 2% sucrose.	
Form/Appearance	Liquid	
Concentration	batch dependent	
Storage	For short periods of storage (days) store at 4°C. For longer periods of storage, store FOXP2 antibody at -20°C. As with any antibody avoid repeat freeze-thaw cycles.	
Note	For research use only	Antibody used in WB on Human HepG2 at 0....
Application notes	FOXP2 antibody can be used for detection of FOXP2 by ELISA at 1:312500. FOXP2 antibody can be used for detection of FOXP2 by western blot at 5.0 µg/mL, and HRP conjugated secondary antibody should be diluted 1:50,000 - 100,000.	
Clonality	Polyclonal	
MW	80 kDa, 83 kDa	
Uniprot ID	O15409	Antibody used in WB on Human HepG2 at 0....
NCBI	NP_055306	
Dilution Range	FOXP2 antibody can be used for detection of FOXP2 by ELISA at 1:312500. FOXP2 antibody can be used for detection of FOXP2 by western blot at 5.0 µg/mL, and HRP conjugated secondary antibody should be diluted 1:50,000 - 100,000.	
Expiration Date	12 months from date of receipt.	