



Product Datasheet

BHLHE40 Antibody (orb1243447)

| Description | BHLHE40 Antibody | |
|----------------------------|--|---|
| Species/Host | Rabbit |  |
| Reactivity | Human, Mouse, Rat | |
| Conjugation | Unconjugated | |
| Tested Applications | ELISA, WB | Antibody used in WB on Transfected 293T ... |
| Immunogen | Antibody produced in rabbits immunized with a synthetic peptide corresponding a region of human BHLHB2. | |
| Target | BHLHE40 | |
| Preservatives | Purified antibody supplied in 1x PBS buffer with 0.09% (w/v) sodium azide and 2% sucrose. |  |
| Form/Appearance | Liquid | Antibody used in WB on Hum. Fetal Lung a... |
| Concentration | batch dependent | |
| Storage | For short periods of storage (days) store at 4°C. For longer periods of storage, store BHLHB2 antibody at -20°C. As with any antibody avoid repeat freeze-thaw cycles. | |
| Note | For research use only | |
| Application notes | BHLHB2 antibody can be used for detection of BHLHB2 by ELISA at 1:62500. BHLHB2 antibody can be used for detection of BHLHB2 by western blot at 1 µg/mL, and HRP conjugated secondary antibody should be diluted 1:50,000 - 100,000. |  |
| Clonality | Polyclonal | Antibody used in WB on Hum. Adult Placen... |
| MW | 45 kDa | |
| Uniprot ID | O14503 | |
| NCBI | NP_003661 | |
| Dilution Range | BHLHB2 antibody can be used for detection of BHLHB2 by ELISA at 1:62500. BHLHB2 antibody can be used for detection of BHLHB2 by western blot at 1 µg/mL, and HRP conjugated secondary antibody should be diluted 1:50,000 - 100,000. | |
| Expiration Date | 12 months from date of receipt. | |