
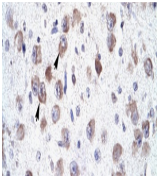


Product Datasheet

RALY Antibody (orb1243439)

Description	RALY Antibody	
Species/Host	Rabbit	
Reactivity	Human	
Conjugation	Unconjugated	
Tested Applications	ELISA, IHC, WB	
Immunogen	Antibody produced in rabbits immunized with a synthetic peptide corresponding a region of human RALY.	Antibody used in IHC on Human Brain.
Target	RALY	
Preservatives	Purified antibody supplied in 1x PBS buffer with 0.09% (w/v) sodium azide and 2% sucrose.	
Form/Appearance	Liquid	
Concentration	batch dependent	
Storage	For short periods of storage (days) store at 4°C. For longer periods of storage, store RALY antibody at -20°C. As with any antibody avoid repeat freeze-thaw cycles.	
Note	For research use only	
Application notes	RALY antibody can be used for detection of RALY by ELISA at 1:312500. RALY antibody can be used for detection of RALY by western blot at 0.5 µg/mL, and HRP conjugated secondary antibody should be diluted 1:50,000 - 100,000.	
Clonality	Polyclonal	Antibody used in WB on Human Jurkat 0.2-...
MW	30 kDa	
Uniprot ID	Q9UKM9	
NCBI	NP_031393	
Dilution Range	RALY antibody can be used for detection of RALY by ELISA at 1:312500. RALY antibody can be used for detection of RALY by western blot at 0.5 µg/mL, and HRP conjugated secondary antibody should be diluted 1:50,000 - 100,000.	
Expiration Date	12 months from date of receipt.	