
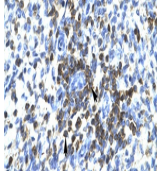


Product Datasheet

RCOR3 Antibody (orb1243424)

Description	RCOR3 Antibody	
Species/Host	Rabbit	
Reactivity	Human, Mouse	
Conjugation	Unconjugated	
Tested Applications	ELISA, IHC, WB	Antibody used in IHC on Human Spleen.
Immunogen	Antibody produced in rabbits immunized with a synthetic peptide corresponding a region of human RCOR3.	
Target	RCOR3	
Preservatives	Purified antibody supplied in 1x PBS buffer with 0.09% (w/v) sodium azide and 2% sucrose.	
Form/Appearance	Liquid	
Concentration	batch dependent	
Storage	For short periods of storage (days) store at 4°C. For longer periods of storage, store RCOR3 antibody at -20°C. As with any antibody avoid repeat freeze-thaw cycles.	Antibody used in WB on Human Jurkat 1.25...
Note	For research use only	
Application notes	RCOR3 antibody can be used for detection of RCOR3 by ELISA at 1:62500. RCOR3 antibody can be used for detection of RCOR3 by western blot at 1.25 µg/mL, and HRP conjugated secondary antibody should be diluted 1:50,000 - 100,000.	
Clonality	Polyclonal	
MW	56 kDa	
Uniprot ID	Q9P2K3	
NCBI	NP_060724	
Dilution Range	RCOR3 antibody can be used for detection of RCOR3 by ELISA at 1:62500. RCOR3 antibody can be used for detection of RCOR3 by western blot at 1.25 µg/mL, and HRP conjugated secondary antibody should be diluted 1:50,000 - 100,000.	
Expiration Date	12 months from date of receipt.	