



Product Datasheet

PSIP1 Antibody (orb1243283)

Description	PSIP1 Antibody	PSIP1
Species/Host	Rabbit	
Reactivity	Canine, Human, Mouse, Rat	Antibody used in WB on Human Jurkat.
Conjugation	Unconjugated	
Tested Applications	ELISA, WB	
Immunogen	Antibody produced in rabbits immunized with a synthetic peptide corresponding a region of human PSIP1.	
Target	PSIP1	
Preservatives	Purified antibody supplied in 1x PBS buffer with 0.09% (w/v) sodium azide and 2% sucrose.	PSIP1
Form/Appearance	Liquid	
Concentration	batch dependent	Antibody used in WB on mouse brain at 1:...
Storage	For short periods of storage (days) store at 4°C. For longer periods of storage, store PSIP1 antibody at -20°C. As with any antibody avoid repeat freeze-thaw cycles.	
Note	For research use only	
Application notes	PSIP1 antibody can be used for detection of PSIP1 by ELISA at 1:12500. PSIP1 antibody can be used for detection of PSIP1 by western blot at 0.125 µg/mL, and HRP conjugated secondary antibody should be diluted 1:50,000 - 100,000.	
Clonality	Polyclonal	Antibody used in WB on Human Jurkat cell...
MW	60 kDa	
Uniprot ID	O75475	
NCBI	NP_150091	
Dilution Range	PSIP1 antibody can be used for detection of PSIP1 by ELISA at 1:12500. PSIP1 antibody can be used for detection of PSIP1 by western blot at 0.125 µg/mL, and HRP conjugated secondary antibody should be diluted 1:50,000 - 100,000.	
Expiration Date	12 months from date of receipt.	