



Product Datasheet

ZFP42 Antibody (orb1242974)

Description	ZFP42 Antibody	ZFP42
Species/Host	Rabbit	
Reactivity	Human	<small>Supernatant 100 and Culture Media for the experiments</small>
Conjugation	Unconjugated	Antibody used in WB on Human Jurkat 0.2-...
Tested Applications	ELISA, WB	
Immunogen	Antibody produced in rabbits immunized with a synthetic peptide corresponding a region of human ZFP42.	Antibody used in WB on Human 721_B at 1 ...
Target	ZFP42	
Preservatives	Purified antibody supplied in 1x PBS buffer with 0.09% (w/v) sodium azide and 2% sucrose.	Antibody used in WB on Human 721_B at 1 ...
Form/Appearance	Liquid	
Concentration	batch dependent	
Storage	For short periods of storage (days) store at 4°C. For longer periods of storage, store ZFP42 antibody at -20°C. As with any antibody avoid repeat freeze-thaw cycles.	
Note	For research use only	
Application notes	ZFP42 antibody can be used for detection of ZFP42 by ELISA at 1:312500. ZFP42 antibody can be used for detection of ZFP42 by western blot at 0.25 µg/mL, and HRP conjugated secondary antibody should be diluted 1:50,000 - 100,000.	
Clonality	Polyclonal	
MW	35 kDa	Antibody used in WB on Human 721_B at 1 ...
Uniprot ID	Q96MM3	
NCBI	NP_777560	
Dilution Range	ZFP42 antibody can be used for detection of ZFP42 by ELISA at 1:312500. ZFP42 antibody can be used for detection of ZFP42 by western blot at 0.25 µg/mL, and HRP conjugated secondary antibody should be diluted 1:50,000 - 100,000.	
Expiration Date	12 months from date of receipt.	