



Product Datasheet

GRSF1 Antibody (orb1242184)

Description	GRSF1 Antibody	GRSF1
Species/Host	Rabbit	
Reactivity	Human, Mouse, Rat	Antibody used in WB on Hum. Fetal Brain ...
Conjugation	Unconjugated	
Tested Applications	ELISA, WB	Antibody used in WB on Hum. Fetal Heart ...
Immunogen	Antibody produced in rabbits immunized with a synthetic peptide corresponding a region of human GRSF1.	
Target	GRSF1	Antibody used in WB on Human Jurkat 1 ug...
Preservatives	Purified antibody supplied in 1x PBS buffer with 0.09% (w/v) sodium azide and 2% sucrose.	
Form/Appearance	Liquid	
Concentration	batch dependent	
Storage	For short periods of storage (days) store at 4°C. For longer periods of storage, store GRSF1 antibody at -20°C. As with any antibody avoid repeat freeze-thaw cycles.	
Note	For research use only	
Application notes	GRSF1 antibody can be used for detection of GRSF1 by ELISA at 1:62500. GRSF1 antibody can be used for detection of GRSF1 by western blot at 0.5 µg/mL, and HRP conjugated secondary antibody should be diluted 1:50,000 - 100,000.	
Clonality	Polyclonal	
MW	53 kDa	
Uniprot ID	Q12849	
NCBI	NP_002083	
Dilution Range	GRSF1 antibody can be used for detection of GRSF1 by ELISA at 1:62500. GRSF1 antibody can be used for detection of GRSF1 by western blot at 0.5 µg/mL, and HRP conjugated secondary antibody should be diluted 1:50,000 - 100,000.	
Expiration Date	12 months from date of receipt.	