

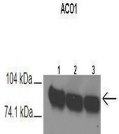

Product Datasheet

ACO1 Antibody (orb1242179)

Description	ACO1 Antibody	
Species/Host	Rabbit	
Reactivity	Human, Rat	
Conjugation	Unconjugated	
Tested Applications	ELISA, IHC, WB	<p>Antibody used in WB on HePG2 at 1:1000.</p>
Immunogen	Antibody produced in rabbits immunized with a synthetic peptide corresponding a region of human ACO1.	
Target	ACO1	
Preservatives	Purified antibody supplied in 1x PBS buffer with 0.09% (w/v) sodium azide and 2% sucrose.	
Form/Appearance	Liquid	
Concentration	batch dependent	
Storage	For short periods of storage (days) store at 4°C. For longer periods of storage, store ACO1 antibody at -20°C. As with any antibody avoid repeat freeze-thaw cycles.	<p>Antibody used in WB on Human kidney at 0...</p>
Note	For research use only	
Application notes	ACO1 antibody can be used for detection of ACO1 by ELISA at 1:62500. ACO1 antibody can be used for detection of ACO1 by western blot at 0.5 µg/mL, and HRP conjugated secondary antibody should be diluted 1:50,000 - 100,000.	
Clonality	Polyclonal	<small>See supplemental Data and Customer Feedback for more information</small>
MW	98 kDa	<p>Antibody used in WB on Mouse liver at 1:...</p>
Uniprot ID	P28271	
NCBI	NP_002188	
Dilution Range	ACO1 antibody can be used for detection of ACO1 by ELISA at 1:62500. ACO1 antibody can be used for detection of ACO1 by western blot at 0.5 µg/mL, and HRP conjugated secondary antibody should be diluted 1:50,000 - 100,000.	
Expiration Date	12 months from date of receipt.	