
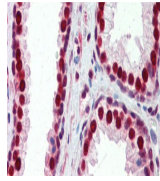
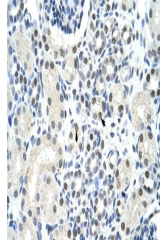
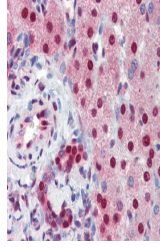

Product Datasheet

SSB Antibody (orb1242155)

Description	SSB Antibody	
Species/Host	Rabbit	
Reactivity	Canine, Human, Mouse, Rat	
Conjugation	Unconjugated	
Tested Applications	ELISA, IHC, WB	Antibody used in IHC on Human Prostate a...
Immunogen	Antibody produced in rabbits immunized with a synthetic peptide corresponding a region of human SSB.	
Target	SSB	
Preservatives	Purified antibody supplied in 1x PBS buffer with 0.09% (w/v) sodium azide and 2% sucrose.	Antibody used in IHC on Human Kidney at ...
Form/Appearance	Liquid	
Concentration	batch dependent	
Storage	For short periods of storage (days) store at 4°C. For longer periods of storage, store SSB antibody at -20°C. As with any antibody avoid repeat freeze-thaw cycles.	
Note	For research use only	
Application notes	SSB antibody can be used for detection of SSB by ELISA at 1:312500. SSB antibody can be used for detection of SSB by western blot at 0.25 µg/mL, and HRP conjugated secondary antibody should be diluted 1:50,000 - 100,000.	
Clonality	Polyclonal	Antibody used in IHC on Human Liver at 5...
MW	45 kDa	
Uniprot ID	P05455	
NCBI	NP_003133	
Dilution Range	SSB antibody can be used for detection of SSB by ELISA at 1:312500. SSB antibody can be used for detection of SSB by western blot at 0.25 µg/mL, and HRP conjugated secondary antibody should be diluted 1:50,000 - 100,000.	
Expiration Date	12 months from date of receipt.	