
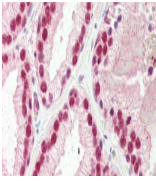

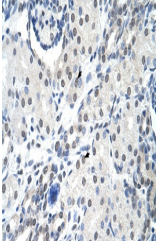

Product Datasheet

SNRPA Antibody (orb1242131)

Description	SNRPA Antibody	
Species/Host	Rabbit	
Reactivity	Canine, Human, Mouse, Rat	
Conjugation	Unconjugated	Antibody used in IHC on Human Prostate a...
Tested Applications	ELISA, IHC, WB	
Immunogen	Antibody produced in rabbits immunized with a synthetic peptide corresponding a region of human SNRPA.	
Target	SNRPA	
Preservatives	Purified antibody supplied in 1x PBS buffer with 0.09% (w/v) sodium azide and 2% sucrose.	
Form/Appearance	Liquid	
Concentration	batch dependent	
Storage	For short periods of storage (days) store at 4°C. For longer periods of storage, store SNRPA antibody at -20°C. As with any antibody avoid repeat freeze-thaw cycles.	Antibody used in WB on Human 293T at 0.2...
Note	For research use only	
Application notes	SNRPA antibody can be used for detection of SNRPA by ELISA at 1:312500. SNRPA antibody can be used for detection of SNRPA by western blot at 0.5 µg/mL, and HRP conjugated secondary antibody should be diluted 1:50,000 - 100,000.	
Clonality	Polyclonal	
MW	31 kDa	Antibody used in IHC on Human Kidney at ...
Uniprot ID	P09012	
NCBI	NP_004587	
Dilution Range	SNRPA antibody can be used for detection of SNRPA by ELISA at 1:312500. SNRPA antibody can be used for detection of SNRPA by western blot at 0.5 µg/mL, and HRP conjugated secondary antibody should be diluted 1:50,000 - 100,000.	
Expiration Date	12 months from date of receipt.	