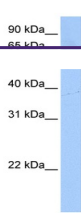
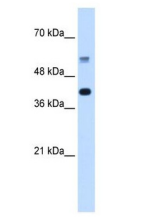
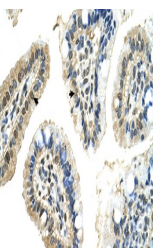

Product Datasheet

PUF60 Antibody (orb1242046)

Description	PUF60 Antibody	
Species/Host	Rabbit	Antibody used in WB on Human Hela at 0.2...
Reactivity	Human, Mouse, Rat	
Conjugation	Unconjugated	
Tested Applications	ELISA, IHC, WB	
Immunogen	Antibody produced in rabbits immunized with a synthetic peptide corresponding a region of human PUF60.	
Target	PUF60	
Preservatives	Purified antibody supplied in 1x PBS buffer with 0.09% (w/v) sodium azide and 2% sucrose.	
Form/Appearance	Liquid	Antibody used in WB on Human 293T at 0.5...
Concentration	batch dependent	
Storage	For short periods of storage (days) store at 4°C. For longer periods of storage, store PUF60 antibody at -20°C. As with any antibody avoid repeat freeze-thaw cycles.	
Note	For research use only	
Application notes	PUF60 antibody can be used for detection of PUF60 by ELISA at 1:62500. PUF60 antibody can be used for detection of PUF60 by western blot at 5.0 µg/mL, and HRP conjugated secondary antibody should be diluted 1:50,000 - 100,000.	
Clonality	Polyclonal	
MW	58 kDa	Antibody used in IHC on Human Intestine ...
Uniprot ID	Q9UHX1	
NCBI	NP_055096	
Dilution Range	PUF60 antibody can be used for detection of PUF60 by ELISA at 1:62500. PUF60 antibody can be used for detection of PUF60 by western blot at 5.0 µg/mL, and HRP conjugated secondary antibody should be diluted 1:50,000 - 100,000.	
Expiration Date	12 months from date of receipt.	