
Product Datasheet

HNRNPA3 Antibody (orb1241937)

Description

HNRNPA3 Antibody

Species/Host

Rabbit

Reactivity

Canine, Human, Mouse, Rat

Conjugation

Unconjugated

Tested

ELISA, IHC, WB

Applications
Immunogen

Antibody produced in rabbits immunized with a synthetic peptide corresponding a region of human HNRNPA3.

Target

HNRNPA3

Preservatives

Purified antibody supplied in 1x PBS buffer with 0.09% (w/v) sodium azide and 2% sucrose.

Form/Appearance

Liquid

Concentration

batch dependent

Storage

For short periods of storage (days) store at 4°C. For longer periods of storage, store HNRNPA3 antibody at -20°C. As with any antibody avoid repeat freeze-thaw cycles.

Note

For research use only

Application notes

HNRNPA3 antibody can be used for detection of HNRNPA3 by ELISA at 1:12500. HNRNPA3 antibody can be used for detection of HNRNPA3 by western blot at 1.25 µg/mL, and HRP conjugated secondary antibody should be diluted 1:50,000 - 100,000.

Clonality

Polyclonal

MW

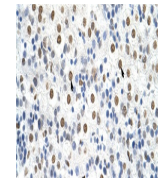
42 kDa

Uniprot ID
[P51991](#)
NCBI
[NP_919223](#)
Dilution Range

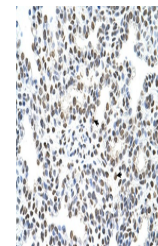
HNRNPA3 antibody can be used for detection of HNRNPA3 by ELISA at 1:12500. HNRNPA3 antibody can be used for detection of HNRNPA3 by western blot at 1.25 µg/mL, and HRP conjugated secondary antibody should be diluted 1:50,000 - 100,000.

Expiration Date


12 months from date of receipt.



Antibody used in IHC on Human Liver at 4...



Antibody used in IHC on Human Lung at 4...



Antibody used in WB on Jurkat 0.625 µg/m...