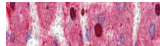
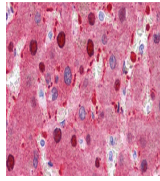
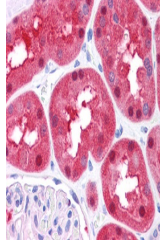


Product Datasheet

FAH Antibody (orb1241848)

Description	FAH Antibody	
Species/Host	Rabbit	
Reactivity	Human, Mouse, Rat	
Conjugation	Unconjugated	
Tested Applications	ELISA, IHC, WB	
Immunogen	Antibody produced in rabbits immunized with a synthetic peptide corresponding a region of human FAH.	Antibody used in IHC on human liver, mou...
Target	FAH	
Preservatives	Purified antibody supplied in 1x PBS buffer with 0.09% (w/v) sodium azide and 2% sucrose.	
Form/Appearance	Liquid	
Concentration	batch dependent	Antibody used in IHC on human liver, mou...
Storage	For short periods of storage (days) store at 4°C. For longer periods of storage, store FAH antibody at -20°C. As with any antibody avoid repeat freeze-thaw cycles.	
Note	For research use only	<p>FAH</p> 
Application notes	FAH antibody can be used for detection of FAH by ELISA at 1:312500. FAH antibody can be used for detection of FAH by western blot at 2.5 µg/mL, and HRP conjugated secondary antibody should be diluted 1:50,000 - 100,000.	
Clonality	Polyclonal	
MW	46 kDa	Antibody used in IHC on human liver, mou...
Uniprot ID	P16930	
NCBI	NP_000128	
Dilution Range	FAH antibody can be used for detection of FAH by ELISA at 1:312500. FAH antibody can be used for detection of FAH by western blot at 2.5 µg/mL, and HRP conjugated secondary antibody should be diluted 1:50,000 - 100,000.	
Expiration Date	12 months from date of receipt.	