
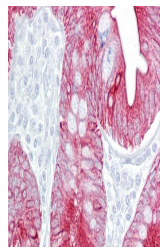
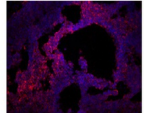


---

## Product Datasheet

### KRT8 Antibody (orb1241784)

Description	KRT8 Antibody	
<b>Species/Host</b>	Rabbit	 <p>Antibody used in WB on Human Jurkat 0.2-...</p>
<b>Reactivity</b>	Human	
<b>Conjugation</b>	Unconjugated	
<b>Tested Applications</b>	ELISA, IHC, WB	
<b>Immunogen</b>	Antibody produced in rabbits immunized with a synthetic peptide corresponding a region of human KRT8.	
<b>Target</b>	KRT8	 <p>Antibody used in IHC on Human Intestine.</p>
<b>Preservatives</b>	Purified antibody supplied in 1x PBS buffer with 0.09% (w/v) sodium azide and 2% sucrose.	
<b>Form/Appearance</b>	Liquid	 <p>Antibody used in IHC on Human at 1:100.</p>
<b>Concentration</b>	batch dependent	
<b>Storage</b>	For short periods of storage (days) store at 4°C. For longer periods of storage, store KRT8 antibody at -20°C. As with any antibody avoid repeat freeze-thaw cycles.	
<b>Note</b>	For research use only	
<b>Application notes</b>	KRT8 antibody can be used for detection of KRT8 by ELISA at 1:62500. KRT8 antibody can be used for detection of KRT8 by western blot at 0.5 µg/mL, and HRP conjugated secondary antibody should be diluted 1:50,000 - 100,000.	
<b>Clonality</b>	Polyclonal	
<b>MW</b>	53 kDa	
<b>Uniprot ID</b>	<a href="#">P05787</a>	
<b>NCBI</b>	<a href="#">NP_002264</a>	
<b>Dilution Range</b>	KRT8 antibody can be used for detection of KRT8 by ELISA at 1:62500. KRT8 antibody can be used for detection of KRT8 by western blot at 0.5 µg/mL, and HRP conjugated secondary antibody should be diluted 1:50,000 - 100,000.	
<b>Expiration Date</b>	12 months from date of receipt.	