
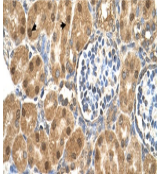



---

## Product Datasheet

### PTGDS Antibody (orb1241160)

<b>Description</b>	PTGDS Antibody	
<b>Species/Host</b>	Rabbit	
<b>Reactivity</b>	Human	
<b>Conjugation</b>	Unconjugated	
<b>Tested Applications</b>	ELISA, IHC, WB	Antibody used in IHC on Human kidney.
<b>Immunogen</b>	Antibody produced in rabbits immunized with a synthetic peptide corresponding a region of human PTGDS.	
<b>Target</b>	PTGDS	
<b>Preservatives</b>	Purified antibody supplied in 1x PBS buffer with 0.09% (w/v) sodium azide and 2% sucrose.	
<b>Form/Appearance</b>	Liquid	
<b>Concentration</b>	batch dependent	
<b>Storage</b>	For short periods of storage (days) store at 4°C. For longer periods of storage, store PTGDS antibody at -20°C. As with any antibody avoid repeat freeze-thaw cycles.	
<b>Note</b>	For research use only	Antibody used in WB on Human HepG2 at 1 ...
<b>Application notes</b>	PTGDS antibody can be used for detection of PTGDS by ELISA at 1:62500. PTGDS antibody can be used for detection of PTGDS by western blot at 1.0 µg/mL, and HRP conjugated secondary antibody should be diluted 1:50,000 - 100,000.	
<b>Clonality</b>	Polyclonal	
<b>MW</b>	21 kDa	
<b>Uniprot ID</b>	<a href="#">P41222</a>	
<b>NCBI</b>	<a href="#">NP_000945</a>	
<b>Dilution Range</b>	PTGDS antibody can be used for detection of PTGDS by ELISA at 1:62500. PTGDS antibody can be used for detection of PTGDS by western blot at 1.0 µg/mL, and HRP conjugated secondary antibody should be diluted 1:50,000 - 100,000.	
<b>Expiration Date</b>	12 months from date of receipt.	