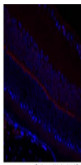
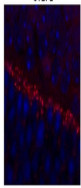



Product Datasheet

CTBP2 Antibody (orb1240947)

Description	CTBP2 Antibody	CTBP2
Species/Host	Rabbit	
Reactivity	Human, Mouse, Rat	Antibody used in IHC on Mouse retina at ...
Conjugation	Unconjugated	
Tested Applications	ELISA, WB	
Immunogen	Antibody produced in rabbits immunized with a synthetic peptide corresponding a region of human CTBP2.	
Target	CTBP2	
Preservatives	Purified antibody supplied in 1x PBS buffer with 0.09% (w/v) sodium azide and 2% sucrose.	
Form/Appearance	Liquid	Antibody used in IHC on Mouse retina at ...
Concentration	batch dependent	
Storage	For short periods of storage (days) store at 4°C. For longer periods of storage, store CTBP2 antibody at -20°C. As with any antibody avoid repeat freeze-thaw cycles.	
Note	For research use only	
Application notes	CTBP2 antibody can be used for detection of CTBP2 by ELISA at 1:312500. CTBP2 antibody can be used for detection of CTBP2 by western blot at 0.5 µg/mL, and HRP conjugated secondary antibody should be diluted 1:50,000 - 100,000.	
Clonality	Polyclonal	Antibody used in WB on Hum. Adult Placen...
MW	106 kDa	
Uniprot ID	P56545	
NCBI	NP_073713	
Dilution Range	CTBP2 antibody can be used for detection of CTBP2 by ELISA at 1:312500. CTBP2 antibody can be used for detection of CTBP2 by western blot at 0.5 µg/mL, and HRP conjugated secondary antibody should be diluted 1:50,000 - 100,000.	
Expiration Date	12 months from date of receipt.	